

UER Informatique system

Esse3



Esse3 is the informatic system of Università Europea di Roma.
You need to register in Esse3.

1. Go to [MyUER> Esse3](#)

UNIVERSITÀ EUROPEA DI ROMA

Home | Ateneo | Lauree | Corsi | Internazionale | Ricerca | Studenti e Laureati | Orientati | Contattaci | Iscriviti | **MY UER**

MY UER
Gestione della tua carriera universitaria, materiali didattici online e altre informazioni utili al percorso universitario

ESSE3 | CORSI ONLINE | WEBMAIL

2. Menu > eng



The screenshot shows the website interface for the University of Rome. At the top left is the logo of the University of Rome, featuring a circular emblem with the motto 'VINCE IN BONO MALUM' and the text 'Università Europea di Roma'. The main header area has a blue background with a geometric pattern. Below the header, the page title 'Area Struttura Didattica' is displayed. A paragraph of text explains that this page is the starting point for navigating didactic information. Below this is a 'Bacheca Messaggi' section containing a table of messages. On the right side, a dark grey menu is open, showing options for 'Area Riservata', 'Strutture', 'Didattica', and 'Accreditamento Aziende'. The 'eng' language option is highlighted with a yellow arrow.

Università Europea di Roma

Area Struttura Didattica

Questa pagina è il punto di partenza per navigare le informazioni relative alla didattica dell'Ateneo. E' possibile accedere alle pagine delle singole facoltà ed alle altre

Bacheca Messaggi

Da	Oggetto
SEGRETERIA AMMINISTRATIVA	APERTURA RICHIESTE DI RICONOSCIMENTO CREDITI
SEGRETERIA AMMINISTRATIVA	APERTURA RICHIESTE DI RICONOSCIMENTO CREDITI
Segreteria Amministrativa	UER Anno Accademico 2020-2021
SEGRETERIA AMMINISTRATIVA	RICHIESTA FREQUENZA PARZIALE
SEGRETERIA AMMINISTRATIVA	RICHIESTA FREQUENZA PARZIALE
SEGRETERIA AMMINISTRATIVA	RICHIESTA FREQUENZA PARZIALE
SEGRETERIA AMMINISTRATIVA	RICHIESTA FREQUENZA PARZIALE
SEGRETERIA AMMINISTRATIVA	RICHIESTA FREQUENZA PARZIALE
Orientamento e Job placement	Bando per la selezione dei Peer Tutor A.A. 2020/2021

ita eng

Area Riservata

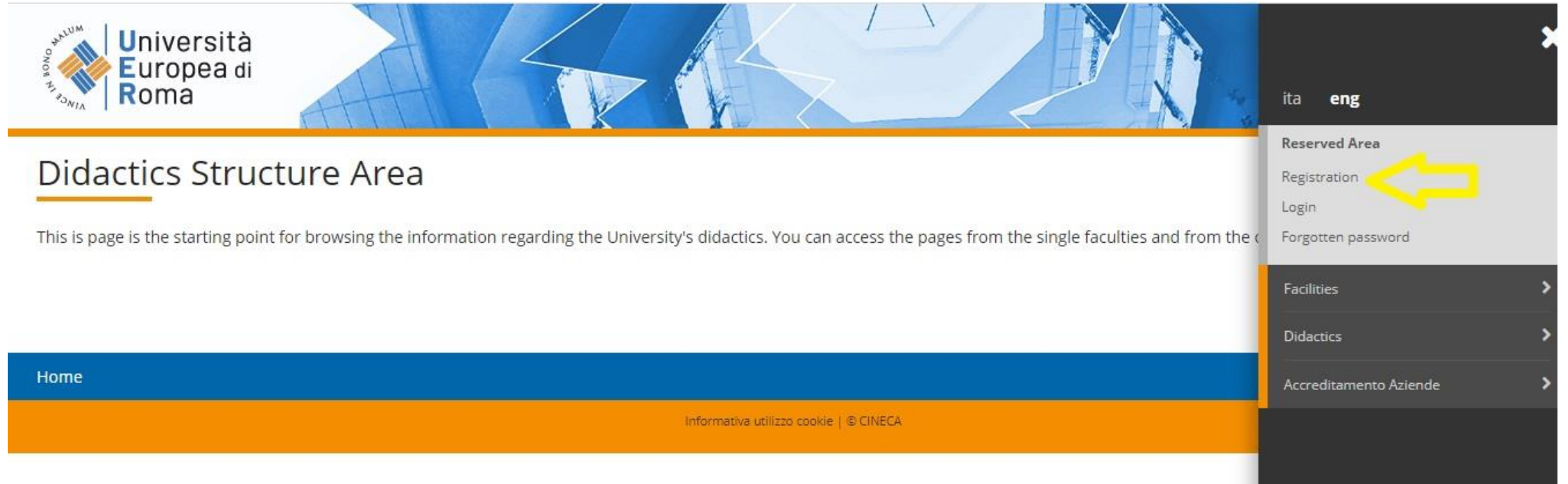
- Registrazione
- Login
- Password dimenticata

Strutture >

Didattica >

Accreditamento Aziende >

3. Menu > Registration



The image shows a screenshot of the University of Rome website. The header features the university's logo and name: **Università Europea di Roma**. The main content area is titled **Didactics Structure Area** and includes a paragraph: "This is page is the starting point for browsing the information regarding the University's didactics. You can access the pages from the single faculties and from the c". A navigation menu is overlaid on the right side, containing the following items: **Reserved Area**, **Registration** (highlighted with a yellow arrow), **Login**, **Forgotten password**, **Facilities**, **Didactics**, and **Accreditamento Aziende**. The footer contains the text "Informativa utilizzo cookie | © CINECA".

Università Europea di Roma

Didactics Structure Area

This is page is the starting point for browsing the information regarding the University's didactics. You can access the pages from the single faculties and from the c

Home






Informativa utilizzo cookie | © CINECA

- ita eng
- Reserved Area
- Registration
- Login
- Forgotten password
- Facilities
- Didactics
- Accreditamento Aziende

4. Web registration

Web registration


Attraverso le pagine seguenti potrai procedere con la registrazione al sito. Al termine ti saranno consegnati un nome utente e un codice di accesso che ti permetteranno di accedere al sistema per modificare i tuoi dati e accedere ai servizi offerti. Le informazioni che ti verranno richieste le trovi nell'elenco qui sotto: * Dati anagrafici * Codice Fiscale * Indirizzi: Residenza e Domicilio * Recapito: email, fax, numero cellulare

Activity	Section	Info	Status
A - Web registration			
	Italian tax number		
	Personal data		
	Permanent address		
	Current address		
	Contact details		
	Choose password		
	Registration summary		
	Personal authorization details		

Legend:

-  Information
-  Working Section
-  Locked Section
-  Completed Section

Web registration




6. Fill in your personal data and click on “Forward”

Registration: Personal data

The page shows the form for entering and modifying the user's personal data and place of birth.

Personal data

Name*	<input type="text"/>
Family Name*	<input type="text"/>
Date of birth*	<input type="text"/> 
	(dd/mm/yyyy)
Gender*	<input type="radio"/> Male <input type="radio"/> Female
Nationality*	<input type="text" value="Please, select the NATIONALITY"/> 
Country:*	<input type="text" value="Please, select the COUNTRY of BIRTH"/> 
City not listed*	<input type="text"/>
Italian ID no.*	<input type="text"/>

 Legend:

 **Mandatory Field**

 **Checklist**

Leave in blank the "Italian ID no." field if you do not have one yet"


7. You will read “Attenzione: Italian ID no. has been calculated automatically; check that it is correct and continue.”

That is fine, click on “Forward”

Italian ID no.*

(automatically calculated if not provided)

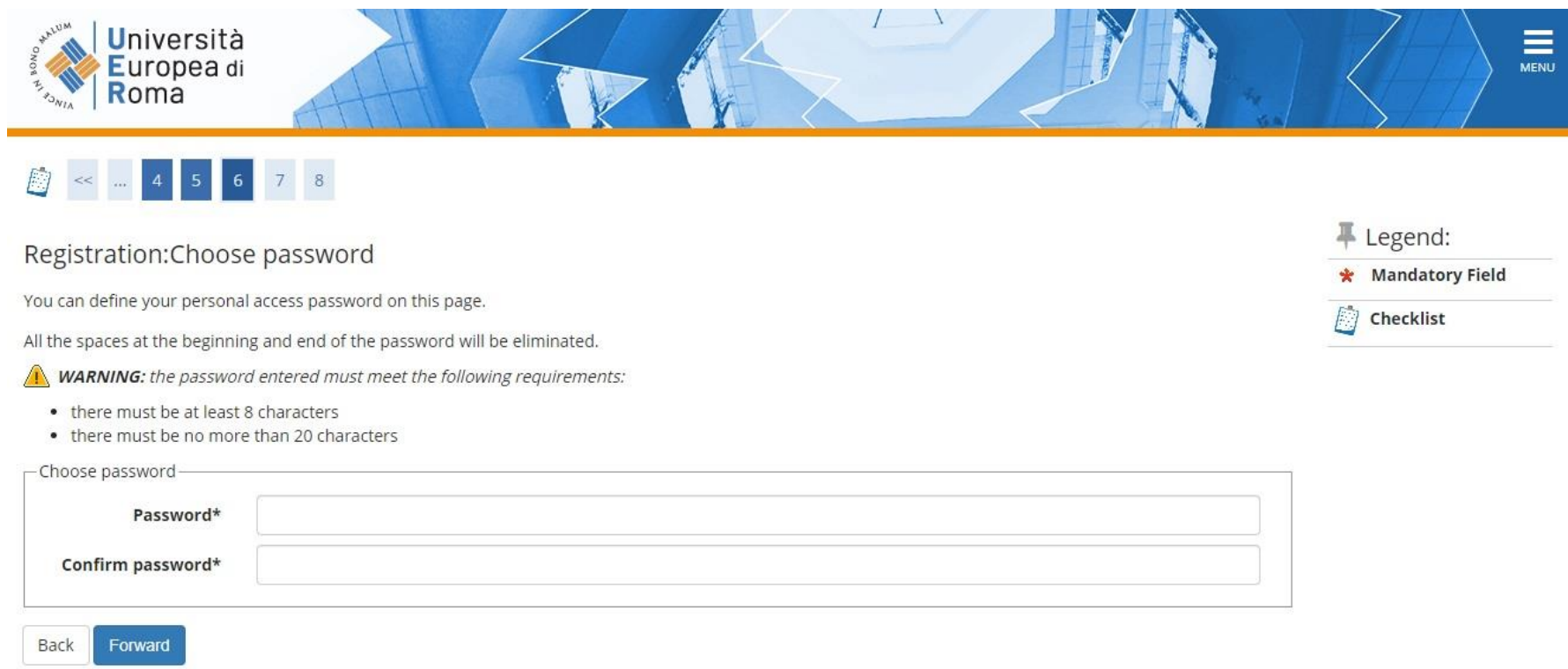
Attenzione: Italian ID no. has been calculated automatically; check that it is correct and continue.

[Back](#) [Forward](#) 

- 8. Complete the “Registration: Permanent address” section and click on “Forward”. (PERMANENT ADDRESS = ADDRESS IN YOUR HOME COUNTRY)
- 9. Complete the “Registration: Current address” section and click on “Forward”. (CURRENT ADDRESS = ADDRESS IN ITALY)
- 10. Complete the “Registration: Delivery details” section and click on “Forward”. (DELIVERY ADDRESS = ADDRESS IN ITALY)

11. Choose your password

Click on “Forward”



The screenshot shows a web page for the University of Rome registration process. At the top left is the university logo with the text "VINCERE È ONORARE" and "Università Europea di Roma". At the top right is a "MENU" button. Below the header is a navigation bar with a checklist icon, a double left arrow, an ellipsis, and numbered buttons 4, 5, 6, 7, and 8. The main heading is "Registration: Choose password". Below it is the text "You can define your personal access password on this page." and "All the spaces at the beginning and end of the password will be eliminated." A warning icon and text state: "WARNING: the password entered must meet the following requirements:" followed by a bulleted list: "there must be at least 8 characters" and "there must be no more than 20 characters". The form contains two input fields: "Password*" and "Confirm password*", both marked as mandatory. At the bottom are "Back" and "Forward" buttons. On the right side, there is a legend section with a pushpin icon, the text "Legend:", a red asterisk icon for "Mandatory Field", and a checklist icon for "Checklist".

Università Europea di Roma

MENU

4 5 6 7 8

Registration: Choose password

You can define your personal access password on this page.

All the spaces at the beginning and end of the password will be eliminated.

WARNING: the password entered must meet the following requirements:

- there must be at least 8 characters
- there must be no more than 20 characters

Choose password

Password*

Confirm password*

Back Forward

Legend:

- * Mandatory Field
- Checklist

12. Check the summary

Click on “Conferma”

I agree to the handling of my Personal Data pursuant to art. 7 of Leg. decree no. 196 of 30 June 2003	Y
I agree to the transmission of my Personal Data in compliance with current legislation	Y
I agree to the disclosure of my Personal details in accordance with current legislation	Y
I agree to receive, on my mobile phone, SMS about University activities like events and presentations	Disabled

 [Edit Delivery Details](#) Use the link to edit Delivery Details

Personal Question

Personal question

Answer

 [Edit Personal Question](#) Use the link to edit Personal Question



13. Write down your Username and Password > Exit

Registration: Registration completed

All the required information has been entered correctly. To enter your new Personal Area you must login using the access keys showed below. We recommend you keeping this information safe for future access.

Personal Authorization Details:

Name

ANDREA

Family Name


E-Mail

Username

a.prova2

Alias

Password

 The access keys have been sent successfully to the e-mail address you provided:

Login

Print

Exit